

<b>CONTRACTOR:</b>	
<b>PROJECT:</b>	<b>DATE:</b>
<b>PREPARED BY:</b>	<b>MODEL#:</b> DLALP/LVLED/RD/830-**

## SERIES SPECIFICATIONS

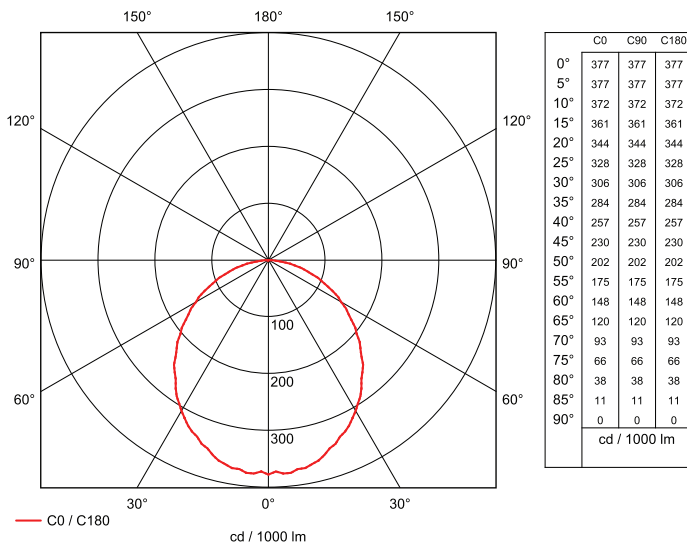


To supply and install TamLite Accent series of LED puck lights as specified. The pucks shall operate at 12VDC. LED's shall provide a CRI of over 80 for increased colour rendering. Housings shall be constructed of die-cast aluminum with a painted finish, with a frosted polycarbonate diffuser. Pucks shall contain a polarized, mechanically latching plug on the end of a connection cord of at least 55cm. Driver shall be external, and included in "kitted" versions. Pucks shall be cETLus approved.



## PERFORMANCE SPECIFICATIONS

**FIG. 1 -** Luminance Distribution Chart



**FIG. 2 -** Zonal Lumen Summary

ZONE	LUMENS	% LAMP	% LUMINAIRE
0-30	52	28.76	28.76
0-40	84	46.36	46.36
0-60	146	79.97	79.97
0-90	183	100.00	100.00
40-90	97	53.64	53.64
60-90	36	20.03	20.03
90-180	0	.00	.00
0-180	183	100.00	100.00

**Environmental Rating:** IP20

**Certification Standards:** cETLus

**Limited Product Warranty:** 2 Years

**Performance Guarantee:** 5 Years

**Beam Angle:** 100°

**Operating Temp:** 40°C

**Spacing Criteria:** 1.20 (C0/180); 1.20 (C90/270)

**UL Classification:** Dry Location Listed

<b>CONTRACTOR:</b>		<b>DATE:</b>
<b>PROJECT:</b>		<b>MODEL#:</b> DLALP/LVLED/RD/830-**
<b>PREPARED BY:</b>		

## PERFORMANCE SPECIFICATIONS

**FIG. 3 - Co-efficient of Utilization**

**Effective Floor Cavity Reflectance - 0.20**

ρCC	80				70				50			30			10			0
ρWALL	70	50	30	10	70	50	30	10	50	30	10	50	30	10	50	30	10	0
<b>RCR</b>																		
0	1.19	1.19	1.19	1.19	1.16	1.16	1.16	1.16	1.11	1.11	1.11	1.06	1.06	1.06	1.02	1.02	1.02	1.00
1	1.10	1.06	1.02	.99	1.07	1.04	1.00	.97	.99	.97	.94	.95	.93	.91	.92	.90	.88	.86
2	1.01	.94	.88	.82	.99	.92	.86	.82	.88	.84	.80	.85	.81	.78	.82	.79	.76	.74
3	.93	.83	.76	.70	.90	.82	.75	.69	.79	.73	.68	.76	.71	.67	.74	.69	.66	.64
4	.86	.75	.67	.60	.84	.73	.66	.60	.71	.64	.59	.69	.63	.58	.67	.62	.58	.56
5	.79	.67	.58	.52	.77	.66	.58	.52	.64	.57	.51	.62	.56	.51	.60	.55	.50	.48
6	.73	.60	.52	.46	.71	.59	.51	.45	.57	.50	.45	.56	.49	.44	.54	.48	.44	.42
7	.67	.54	.46	.40	.65	.53	.45	.39	.52	.44	.39	.50	.44	.39	.49	.43	.38	.37
8	.62	.49	.41	.35	.61	.48	.40	.35	.47	.40	.35	.46	.39	.34	.45	.39	.34	.32
9	.58	.45	.37	.31	.56	.44	.36	.31	.43	.36	.31	.42	.35	.31	.41	.35	.30	.29
10	.54	.41	.33	.28	.53	.40	.33	.28	.39	.32	.27	.38	.32	.27	.37	.31	.27	.25

## LED SPECIFICATIONS

**LED:** Epistar

**LED Type:** SMD 2828

**CRI:** 80+

**Delivered Lumens:** 183 lm

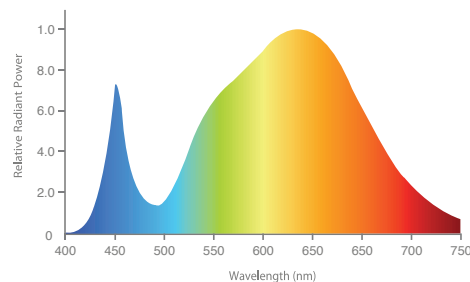
**Efficacy:** 56.7 lm/W

**Colour Temperature:** 3000K

**Average Life:** L70= 50,000 hrs

**Tj Max:** 125°C

**FIG. 4 - Spectral Power Distribution**



## ELECTRICAL SPECIFICATIONS

**Operating Voltage:** 12VDC

**Wattage:** 3.228 W

**Power Factor:** 1.0

**Emitter Type:** LED

**Current Draw:** 0.269 A

**Dimmable:** No

**Driver:** External

## PHYSICAL SPECIFICATIONS

**Shape:** Round

**Colour(s):** White (WH), Satin Nickel (SN)

**Housing Material:** Aluminum

**Finish Type:** Painted Finish

**Lens Material:** PolyCarbonate

**Lens Type:** Frosted - Prismatic

**Mounting:** Surface or Recessed

<b>CONTRACTOR:</b>	
<b>PROJECT:</b>	<b>DATE:</b>
<b>PREPARED BY:</b>	<b>MODEL#:</b> DLALP/LVLED/RD/830-**

## COLOURS & FINISHES

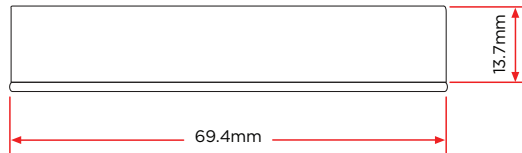
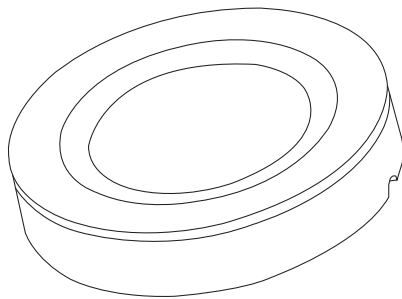


White (WH)



Satin Nickel (SN)

## LINE DRAWING



## ORDERING INFORMATION

<b>Part Number:</b> DLALP/LVLED/RD/830-**	<b>Carton Length:</b> 22.59" - 574.8mm	<b>Carton Height:</b> 7.08" - 179.8mm
<b>Carton Quantity:</b> 100	<b>Carton Width:</b> 8.85" - 224.79mm	<b>Carton Weight:</b> 25.3 lbs - 11.5kg
<b>Package Quantity:</b> 1	<b>Package Width:</b> 9.84" - 72mm	<b>Package Weight:</b> 0.30lb - 0.13kg
<b>Package Length:</b> 5.11" - 130mm	<b>Package Height:</b> 0.78" - 20mm	

**Optional Extras:** DLALP/EXT/6FT (6FT Extension), DLALP/EXT/18FT (18FT Extension), DLALP/LVLED/DBAR (Distribution Bar), DLAL/PSU12V-24W(24W 12V Power Supply)

<b>Part Number:</b> DLALP/LVLED/RD/830-**-3KIT	<b>Carton Length:</b> 18.89" - 479.8mm	<b>Carton Height:</b> 10.27" - 260.8mm
<b>Carton Quantity:</b> 10	<b>Carton Width:</b> 13.38" - 339.8mm	<b>Carton Weight:</b> 17.8 lbs - 8.10kg
<b>Package Quantity:</b> 3 + Driver	<b>Package Width:</b> 9.29" - 236mm	<b>Package Weight:</b> 2.97 lbs - 1.35kg
<b>Package Length:</b> 9.05" - 230mm	<b>Package Height:</b> 2.48" - 63mm	

**Optional Extras:** DLALP/EXT/6FT (6FT Extension), DLALP/EXT/18FT (18FT Extension)