

<b>CONTRACTOR:</b>	
<b>PROJECT:</b>	<b>DATE:</b>
<b>PREPARED BY:</b>	<b>MODEL#:</b> WPFLED203K

## SERIES SPECIFICATIONS



To supply and install TamLite WPF series of LED fixtures as specified. The luminaire shall operate at 120VAC to 277VAC, and use a constant current type driver. The housing shall be constructed of powder-coated die-cast aluminum with a hinged wiring compartment, and an impact resistant polycarbonate lens. A durable formed gasket shall be provided between the enclosure and the lens, and the wiring compartment and housing. Internal wiring shall terminate in quick connects for ease of connectivity. The reflector shall be made of highly specular material and contoured to maximize light output efficiency. All parts shall be corrosion resistant. LEDs shall be as specified, CREE® CXB1512 LED Chips. The LEDs shall be supplied with the luminaire. The fixture shall be c-UL-us listed and DLC Qualified.



## PERFORMANCE SPECIFICATIONS

FIG. 1 - Luminance Distribution Chart

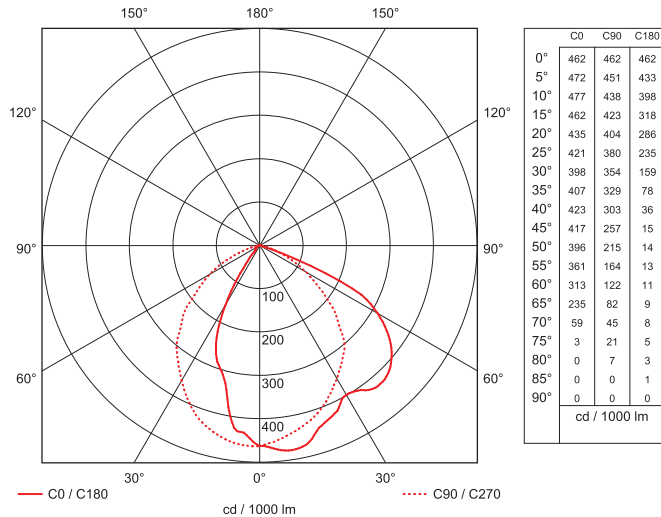


FIG. 2 - Isofootcandle Diagram

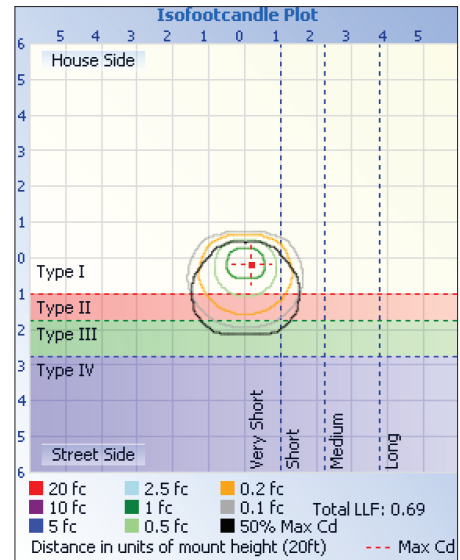


FIG. 3 - Zonal Lumen Summary

ZONE	PERCENTAGE	ZONE	PERCENTAGE	ZONE	PERCENTAGE
0-10	4.3%	60-70	10.6%	120-130	0%
10-20	12.0%	70-80	2.8%	130-140	0%
20-30	17.1%	80-90	0.1%	140-150	0%
30-40	18.9%	90-100	0%	150-160	0%
40-50	18.3%	100-110	0%	160-170	0%
50-60	15.7%	110-120	0%	170-180	0%

<b>CONTRACTOR:</b>	
<b>PROJECT:</b>	<b>DATE:</b>
<b>PREPARED BY:</b>	<b>MODEL#:</b> WPFLED203K

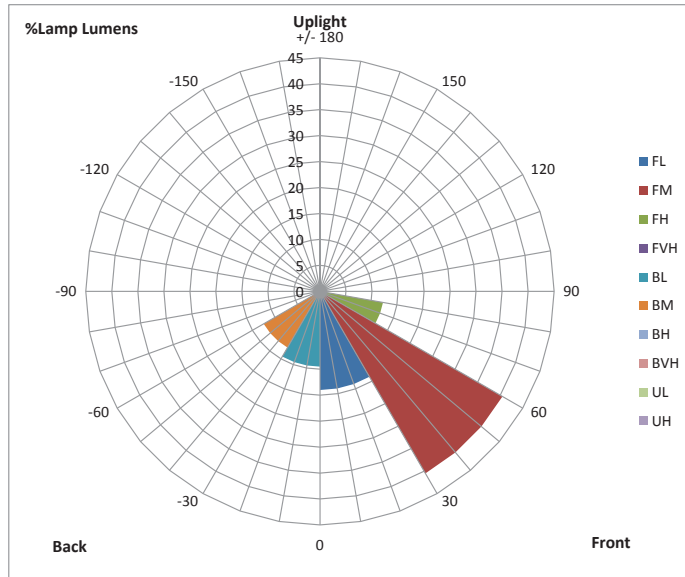
## PERFORMANCE SPECIFICATIONS

**Initial Lumen Output:** 2144.00 lm  
**Luminaire Type:** Type III Short  
**Certification Standards:** cULus, RoHS, DLC

**Limited Product Warranty:** 5 Years  
**Anti-Corrosion Warranty:** 5 Years  
**Operating Temp:** -40°C to +40°C  
**Bug Rating:** B1-U0-G0

**Efficacy:** 111.43 lm/W  
**Beam Angle:** 93.2°  
**CBCP:** 989.0 cd  
**Environmental Rating:** IP65

**FIG. 4 - LCS Graph**



WPFLED203K		
	Lumens	%Luminaire
FL - Front-Low (0-30)	406.62	19.0
FM - Front-Medium (30-60)	869	40.5
FH - Front-High (60-80)	263.84	12.3
FVH - Front-Very High (80-90)	1.497	0.1
BL - Back-Low (0-30)	311.06	14.5
BM - Back-Medium (30-60)	267.72	12.5
BH - Back-High (60-80)	23.507	1.1
BVH - Back-Very High (80-90)	0	0.0
UL - Uplight-Low (90-100)	0	0.0
UH - Uplight-High (100-180)	0	0.0
<b>TOTAL</b>	<b>2144</b>	<b>100</b>

## ELECTRICAL SPECIFICATIONS

**Voltage:** 120-277VAC  
**Driver:** Inventronics  
**Fixture Draw:** 19.24W @ 120VAC;  
 19.11W @ 277VAC

**Current Draw:** 0.1632A @ 120VAC;  
 0.0765A @ 277VAC  
**Power Factor:** 0.9825 @ 120VAC;  
 0.9021 @ 277VAC

**THD:** 10.08% @ 120VAC; 15.62% @ 277VAC  
**Frequency:** 50/60 Hz

## LED SPECIFICATIONS

**LED Chip:** CREE® CXB1512  
**LED Type:** COB  
**R9:** 13

**Average Life:** L70(6k)>36,000 hrs  
**Colour Temperature:** 2978K  
**Duv:** 0.0009

**CRI:** 83.7  
**Chromaticity:** x= 0.4398; y= 0.4072

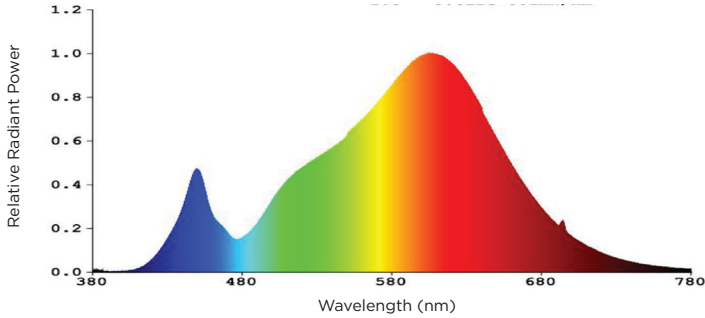
**FIG. 5 - Colour Rendering Indices**

<b>R1</b>	82	<b>R6</b>	88	<b>R11</b>	84
<b>R2</b>	90	<b>R7</b>	85	<b>R12</b>	73
<b>R3</b>	97	<b>R8</b>	63	<b>R13</b>	84
<b>R4</b>	84	<b>R9</b>	14	<b>R14</b>	98
<b>R5</b>	82	<b>R10</b>	77	<b>R15</b>	75

<b>CONTRACTOR:</b>	
<b>PROJECT:</b>	<b>DATE:</b>
<b>PREPARED BY:</b>	<b>MODEL#: WPFLED203K</b>

## LED SPECIFICATIONS

FIG. 6 - Spectral Distribution Chart



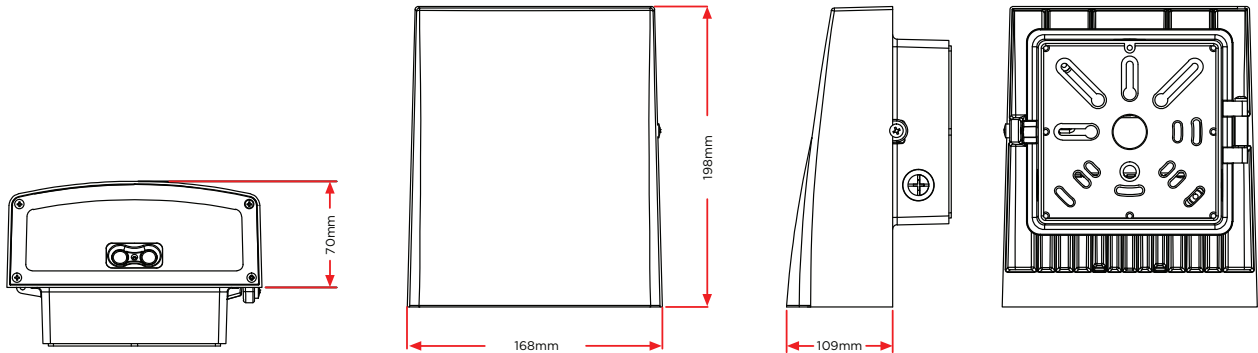
## PHYSICAL SPECIFICATIONS

**Colour(s):** Architectural Bronze  
**Finished Type:** Textured Powder Coat over Chromate Conversion Coat  
**Lens Type:** Clear

**Wiring:** 3 x 1/2" Coin Plugs  
**Mounting:** Wall Mount/Yoke Mount/ Knuckle Mount (included)

**Housing Material:** Die-Cast Aluminum  
**Reflector Material:** Specular Aluminum  
**Lens Material:** Tempered Glass

## LINE DRAWING



## ORDERING INFORMATION

**Part Number:** WPFLED203K

**Inner Carton Quantity:** 1

**Inner Carton Length:** 245mm - 9.64"  
**Inner Carton Width:** 185mm - 7.28"

**Inner Carton Height:** 215mm - 8.46"  
**Inner Carton Weight:** 5.15lbs - 2.34kg

**Outer Carton Quantity:** 6

**Outer Carton Length:** 575mm - 22.63"  
**Outer Carton Width:** 445mm - 17.51"

**Outer Carton Height:** 260mm - 10.24"  
**Outer Carton Weight:** 31.7lbs - 14.7kg

**Optional Extras:** WPFLED-PC (Photocell)