

<b>CONTRACTOR:</b>	
<b>PROJECT:</b>	<b>DATE:</b>
<b>PREPARED BY:</b>	<b>MODEL#:</b> WPFLED305K

## SERIES SPECIFICATIONS

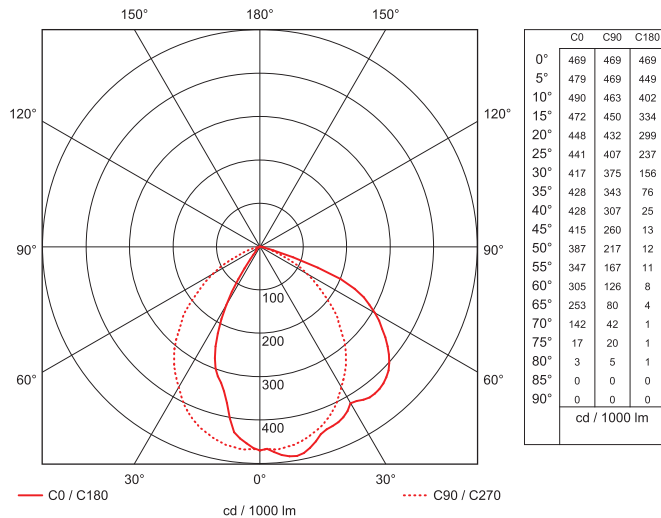


To supply and install TamLite WPF series of LED fixtures as specified. The luminaire shall operate at 120VAC to 277VAC, and use a constant current type driver. The housing shall be constructed of powder-coated die-cast aluminum with a hinged wiring compartment, and an impact resistant polycarbonate lens. A durable formed gasket shall be provided between the enclosure and the lens, and the wiring compartment and housing. Internal wiring shall terminate in quick connects for ease of connectivity. The reflector shall be made of highly specular material and contoured to maximize light output efficiency. All parts shall be corrosion resistant. LEDs shall be as specified, CREE® CXB1512 LED Chips. The LEDs shall be supplied with the luminaire. The fixture shall be c-UL-us listed.

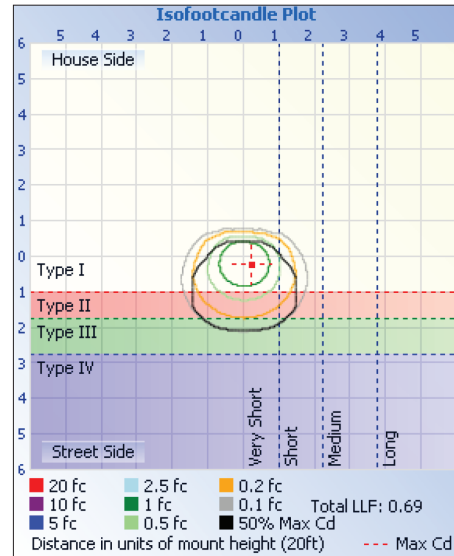


## PERFORMANCE SPECIFICATIONS

**FIG. 1 - Luminance Distribution Chart**



**FIG. 2 - Isofootcandle Diagram**



**FIG. 3 - Zonal Lumen Summary**

ZONE	PERCENTAGE	ZONE	PERCENTAGE	ZONE	PERCENTAGE
0-10	4.3%	60-70	10.5%	120-130	0%
10-20	12.0%	70-80	2.8%	130-140	0%
20-30	17.4%	80-90	0.1%	140-150	0%
30-40	19.2%	90-100	0%	150-160	0%
40-50	18.1%	100-110	0%	160-170	0%
50-60	15.6%	110-120	0%	170-180	0%

<b>CONTRACTOR:</b>	
<b>PROJECT:</b>	<b>DATE:</b>
<b>PREPARED BY:</b>	<b>MODEL#: WPFLED305K</b>

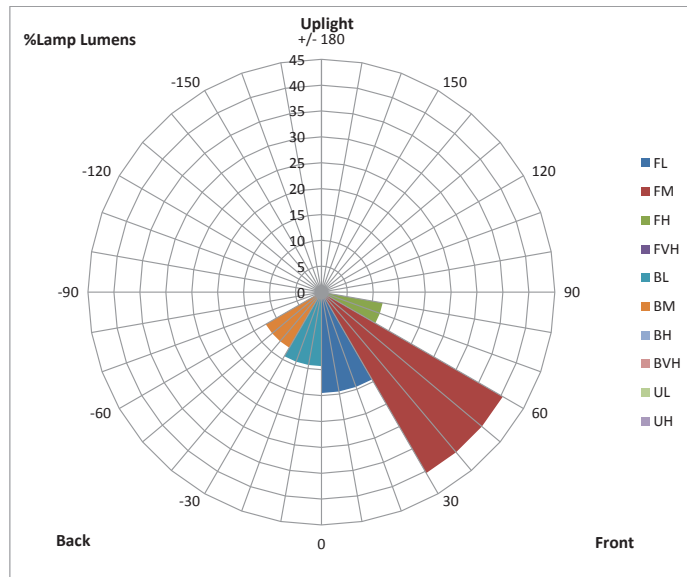
## PERFORMANCE SPECIFICATIONS

**Initial Lumen Output:** 2889.00 lm  
**Luminaire Type:** Type III Short  
**Certification Standards:** cULus, RoHS  
**Environmental Rating:** IP65

**Limited Product Warranty:** 5 Years  
**Anti-Corrosion Warranty:** 5 Years  
**Operating Temperature:** -40°C to +40°C

**Efficacy:** 105.28 lm/W  
**Beam Angle:** 92.9°  
**Bug Rating:** B1-U0-G0

FIG. 4 - LCS Graph



WPFLED305K		
	Lumens	%Luminaire
FL - Front-Low (0-30)	563.355	19.5
FM - Front-Medium (30-60)	1167.156	40.4
FH - Front-High (60-80)	347.88	12.0
FVH - Front-Very High (80-90)	2.889	0.1
BL - Back-Low (0-30)	413.127	14.3
BM - Back-Medium (30-60)	358.236	12.4
BH - Back-High (60-80)	37.557	1.3
BVH - Back-Very High (80-90)	2.889	0.1
UL - Uplight-Low (90-100)	0	0.0
UH - Uplight-High (100-180)	0	0.0
<b>TOTAL</b>	<b>2889</b>	<b>100</b>

## ELECTRICAL SPECIFICATIONS

**Voltage:** 120-277VAC  
**Fixture Draw:** 27.53W @ 120VAC;  
 27.44W @ 277VAC  
**Frequency:** 50/60 Hz

**Current Draw:** 0.2322A @ 120VAC;  
 0.1088A @ 277VAC  
**THD:** 13.69% @ 120VAC; 16.85% @  
 277VAC

**Driver:** Inventronics  
**Power Factor:** 0.9881 @ 120VAC;  
 0.9102 @ 277VAC

## LED SPECIFICATIONS

**LED Chip:** CREE® CXB1512  
**LED Type:** COB  
**R9:** 11

**Average Life:** L70(6k)>36,000 hrs  
**Colour Temperature:** 2940K  
**Duv:** 0.0043

**CRI:** 82.6  
**Chromaticity:** x= 0.3525; y= 0.3662

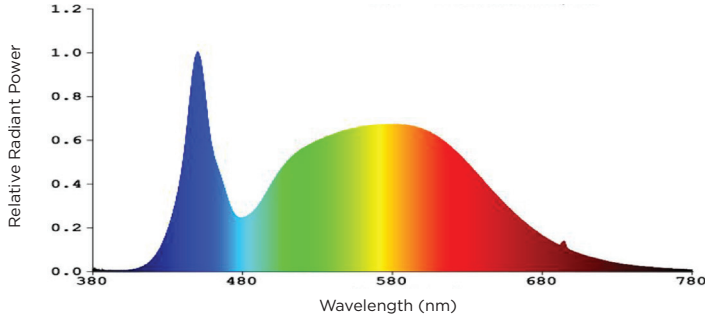
FIG. 5 - Colour Rendering Indices

<b>R1</b>	80	<b>R6</b>	82	<b>R11</b>	81
<b>R2</b>	87	<b>R7</b>	89	<b>R12</b>	57
<b>R3</b>	92	<b>R8</b>	69	<b>R13</b>	82
<b>R4</b>	82	<b>R9</b>	11	<b>R14</b>	95
<b>R5</b>	80	<b>R10</b>	68	<b>R15</b>	75

<b>CONTRACTOR:</b>	
<b>PROJECT:</b>	<b>DATE:</b>
<b>PREPARED BY:</b>	<b>MODEL#: WPFLED305K</b>

## LED SPECIFICATIONS

**FIG. 6 - Spectral Distribution Chart**



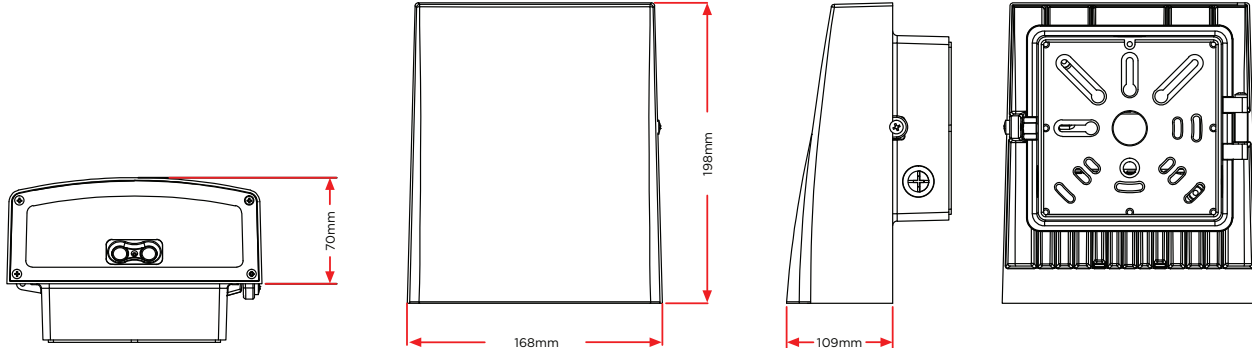
## PHYSICAL SPECIFICATIONS

**Colour(s):** Architectural Bronze  
**Finished Type:** Textured Powder Coat over Chromate Conversion Coat  
**Lens Type:** Clear

**Wiring:** 3 x 1/2" Coin Plugs  
**Mounting:** Wall Mount/Yoke Mount/  
 Knuckle Mount (included)

**Housing Material:** Die-Cast Aluminum  
**Reflector Material:** Specular Aluminum  
**Lens Material:** Tempered Glass

## LINE DRAWING



## ORDERING INFORMATION

**Part Number:** WPFLED305K

**Inner Carton Quantity:** 1

**Inner Carton Length:** 245mm - 9.64"  
**Inner Carton Width:** 185mm - 7.28"

**Inner Carton Height:** 215mm - 8.46"  
**Inner Carton Weight:** 5.20lbs - 2.35kg

**Outer Carton Quantity:** 6

**Outer Carton Length:** 575mm - 22.63"  
**Outer Carton Width:** 445mm - 17.51"

**Outer Carton Height:** 260mm - 10.24"  
**Outer Carton Weight:** 31.7lbs - 14.7kg

**Optional Extras:** WPFLED-PC (Photocell)